
Sustainability Report

Global Sustainability Fixed Income Fund

FOR PROFESSIONAL USE ONLY. NOT FOR USE WITH RETAIL INVESTORS.

NOTICE TO INVESTORS IN SWITZERLAND: The following sub-funds of Dimensional Funds plc are authorised by the Swiss Financial Market Supervisory Authority ("FINMA") for distribution in Switzerland: Global Core Equity Fund, Global Sustainability Core Equity Fund, Global Small Companies Fund, Global Value Fund, Global Targeted Value Fund, World Equity Fund, Emerging Markets Large Cap Core Equity Fund, Emerging Markets Value Fund, Emerging Markets Sustainability Core Equity Fund, European Value Fund, U.S. Small Companies Fund, European Small Companies Fund, Global Short Fixed Income Fund, and Global Sustainability Fixed Income Fund. The representative and paying agent of Dimensional Funds plc in Switzerland (the "Representative") is State Street Bank International GmbH, Munich, Zurich Branch, Beethovenstrasse 19, 8027 Zürich. The Prospectus, the Key Investor Information Documents or the Key Information Documents, as applicable, the articles of association, as well as the annual and semi-annual reports may be obtained free of charge from the Representative in Switzerland. In respect of the shares offered in Switzerland, the place of performance is at the registered office of the Representative. The place of jurisdiction is at the registered office of the Representative or at the registered office or place of residence of the investor.

All other sub-funds of Dimensional Funds plc, Dimensional Funds II plc or Dimensional Funds ICVC will be exclusively made to and directed at qualified investors (the "Qualified Investors") as defined in Article 10(3) and (3ter) of the Swiss Collective Investment Schemes Act of 23 June 2006, as amended ("CISA") and its implementing ordinance, at the exclusion of qualified investors with an opting-out pursuant to Article 5(1) of the Swiss Federal Law on Financial Services ("FinSA"). Accordingly, these sub-funds have not been registered and will not be registered at this time with FINMA. This document and/or any offering materials relating to shares of such sub-funds may be made available in Switzerland solely to Qualified Investors.

WHERE ISSUED BY DIMENSIONAL IRELAND LIMITED: Issued by Dimensional Ireland Limited (Dimensional Ireland), with registered office 3 Dublin Landings, North Wall Quay, Dublin 1, Ireland. Dimensional Ireland is regulated by the Central Bank of Ireland (Registration No. C185067). Directed only at professional clients within the meaning of Markets in Financial Instruments Directive (MiFID) (2014/65/EU).

WHERE ISSUED BY DIMENSIONAL FUND ADVISORS LTD: Issued by Dimensional Fund Advisors Ltd. (Dimensional UK), 20 Triton Street, Regent's Place, London, NW1 3BF. Company Number 02569601. Dimensional UK is authorised and regulated by the Financial Conduct Authority (FCA) - Firm Reference No. 150100. Directed only at professional clients as defined by the rules of the FCA.

This is a marketing communication. Please refer to the prospectus of the UCITS, KID, and KIID before making any final investment decisions.

The information in this material is intended for the recipient's background information and use only. It is provided in good faith and without any warranty or representation as to accuracy or completeness. Information and opinions presented in this material have been obtained or derived from sources believed by Dimensional Ireland and Dimensional UK, as applicable (each an "Issuing Entity", as the context requires) to be reliable and the Issuing Entity has reasonable grounds to believe that all factual information herein is true as at the date of this document. It does not constitute investment advice, recommendation, or an offer of any services or products for sale and is not intended to provide a sufficient basis on which to make an investment decision. It is the responsibility of any persons wishing to make a purchase to inform themselves of and observe all applicable laws and regulations. Unauthorised reproduction or transmitting of this material is strictly prohibited. The Issuing Entity does not accept responsibility for loss arising from the use of the information contained herein.

Focused Approach Guided by Science

Data Driven

We use environmental data to identify issues we believe have the potential to impose significant external costs on future generations.

Climate Focused

Our approach to sustainability focuses on the emissions that cause climate change.

Transparent Reporting

Our strategies are designed to provide a meaningful reduction in carbon footprint exposure.

Dimensional's sustainability strategies pursue reduced carbon footprint exposure.

Emissions Data

Focusing on greenhouse gas emissions data enables a climate-focused investment approach

Relevancy

Greenhouse gas emissions are the primary driver of climate change.

Accessibility

Companies around the world report greenhouse gas emissions annually.

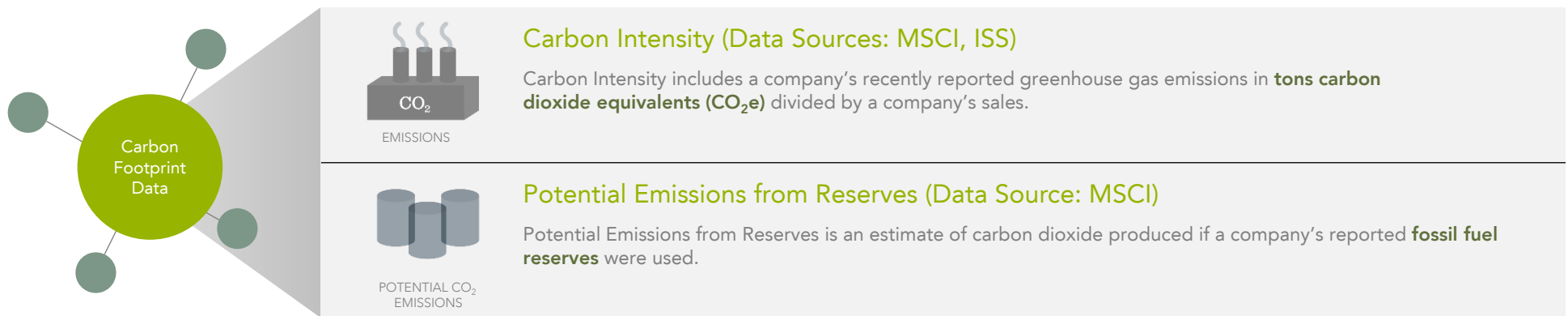
Comparability

Comparing companies' emissions data allows investors to compare companies' environmental characteristics.

Understanding Carbon Footprint Data

Evaluating company emissions by considering what's in the air and in the ground

Carbon Footprint Components:



Carbon Concepts at a Glance

What are carbon dioxide equivalents (CO₂e)?

CO₂e is a unit used to compare emissions of the seven greenhouse gases by converting each gas to an equivalent amount of CO₂ based on their global warming potential.¹

What is 1 Ton CO₂e?



Equivalent to emissions from **427** litres of gasoline consumed¹



Equivalent to carbon sequestered by **1.2** acres of US forests in one year¹

What are fossil fuel reserves?

Companies may have physical assets that include coal, oil, and natural gas, which can lead to high emissions in the future.²

1. Source: EPA.gov.
2. Source: MSCI.

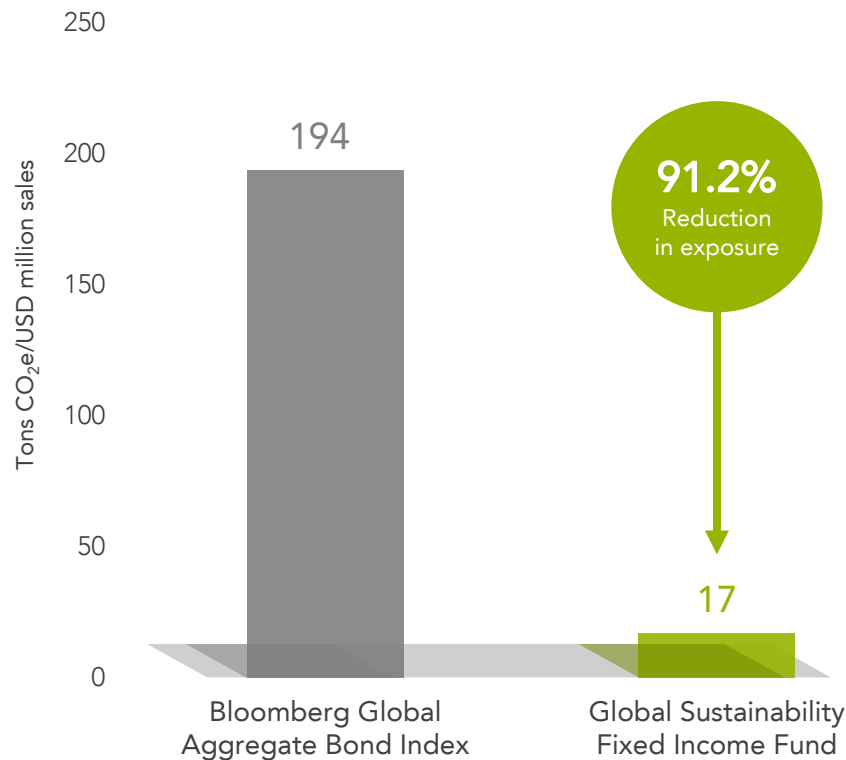
Carbon Intensity represents a company's recently reported or estimated Scope 1 (direct) + Scope 2 (indirect) greenhouse gas emissions in carbon dioxide equivalents (CO₂e) normalised by sales in USD (metric tons CO₂e per USD million sales). Greenhouse gases included are carbon dioxide (CO₂), methane (CH₄), nitrous oxide (N₂O), hydrofluorocarbons (HFCs), perfluorocarbons (PFCs), sulphur hexafluoride (SF₆), and nitrogen trifluoride (NF₃). **Potential Emissions from Reserves** is a theoretical estimate calculated by MSCI of carbon dioxide produced if a company's reported reserves of oil, gas, and coal were converted to energy, given estimated carbon and energy densities of the respective reserves.

Carbon Footprint

Emissions exposure as of December 31, 2024

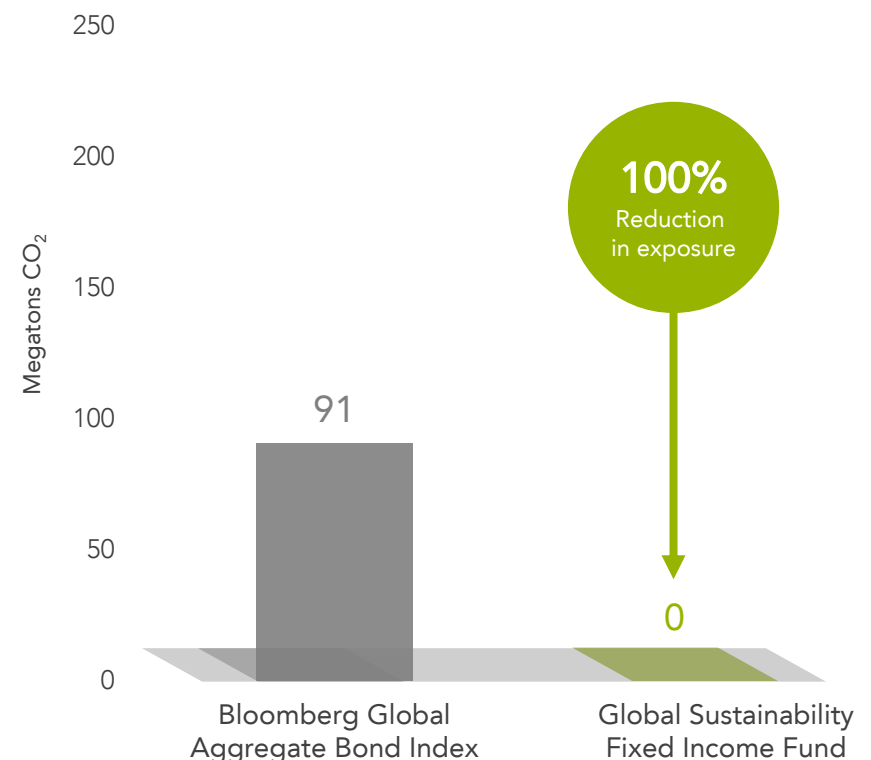
Weighted Average Carbon Intensity

Corporate Bonds Only



Weighted Average Potential Emissions from Reserves

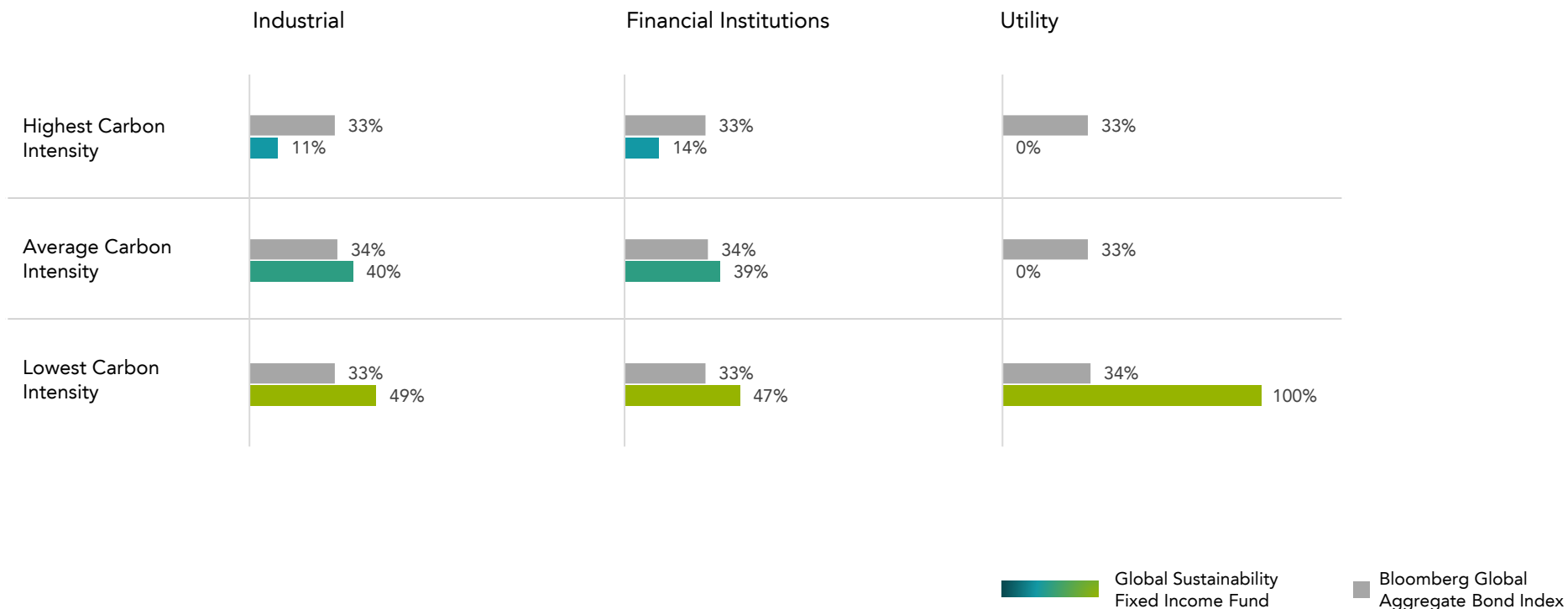
Corporate Bonds Only



Weighted Average Carbon Intensity is found by calculating the recently reported or estimated Scope 1 (direct) + Scope 2 (indirect) greenhouse gas emissions in carbon dioxide equivalents (CO₂e) normalized by sales in USD (metric tons CO₂e per USD million sales) for each portfolio or index company and calculating the weighted average by portfolio or index weight. Greenhouse gases included are carbon dioxide (CO₂), methane (CH₄), nitrous oxide (N₂O), hydrofluorocarbons (HFCs), perfluorocarbons (PFCs), sulfur hexafluoride (SF₆), and nitrogen trifluoride (NF₃). **Weighted Average Potential Emissions from Reserves** is found using a theoretical estimate calculated by MSCI of carbon dioxide produced if a company's reported reserves of oil, gas, and coal were converted to energy, given estimated carbon and energy densities of the respective reserves, for each portfolio or index company and calculating the weighted average by portfolio or index weight. Please see "Sustainability Data Description and Disclosures" for additional information. Bloomberg data provided by Bloomberg. "Bloomberg Global Aggregate Bond Index" shown in charts is the Bloomberg Global Aggregate Bond Index (Hedged to USD).

Sector Weight Distribution by Carbon Intensity

As of December 31, 2024







Corporate sectors defined by Barclays class 2 sector classifications for corporate issuers. Please see "Sustainability Data Description and Disclosures" slide for additional information. Within the portfolio's target market, region, and industry, each company is classified from Lower Carbon Intensity to Higher Carbon Intensity. The Lowest Carbon Intensity group is defined as approximately the third of companies with the lowest carbon intensity. The Average Carbon Intensity group is defined as the next third; and the Higher Carbon Intensity group is defined as approximately the third of companies with the highest carbon intensity. Within the target market. Bloomberg data provided by Bloomberg. "Bloomberg Global Aggregate Bond Index" shown in charts is the Bloomberg Global Aggregate Bond Index (Hedged to USD).

Details on Sustainability Considerations

Global Sustainability Fixed Income Funds

EMPHASISE MORE SUSTAINABLE COMPANIES (CORPORATE BONDS)

Goal	Methodology	Policy	Measurement
Overweight lower carbon companies relative to peers	 Overweight sector leaders (best tercile) by allocating at least 40% of the fund's corporate bond investments to best-in-class companies based on carbon intensity.	The fund reduces its weighted average carbon intensity exposure relative to the market ¹ by at least 50%.	The weighted average carbon intensity is measured by using the carbon intensity (tCO ₂ e/USD millions sales) of each company in the fund or in the market and calculating the weighted average by fund or market weight.
	 Underweight sector laggards (worst tercile) by allocating less than 25% of the fund's corporate bond investments to worst-in-class companies based on carbon intensity.		
Avoid highest carbon companies in the market	 Exclude from purchase the worst 10% of companies in the fund's eligible investment universe primarily based on carbon intensity.	The fund reduces its weighted average potential emissions from reserves exposure relative to the market by at least 75%.	The weighted average potential emissions from reserves are measured by using the total potential emissions from reserves (MtCO ₂) of each company in the fund or in the market and calculating the weighted average by fund or market weight.
	 Exclude from purchase companies with the largest fossil fuel reserves based on potential emissions from reserves.		

Similar policies apply to agency and supranational bonds. The fund generally seeks to invest in direct holdings and at least 67% of its investments are intended to be corporate, agency and supranational bonds aligned with the characteristics promoted by the fund. See "Disclosures" to learn how to obtain the fund's Prospectus which includes complete information on the fund's sustainability considerations. Additionally, please refer to the fund's sustainability-related disclosures at www.dimensional.com/SFDR.

1. The market approximately corresponds to the constituents of the comparative index that are classified to the corporate sector. Bonds are generally weighted according to their market value.

Details on Sustainability Considerations

Sustainability Funds

APPLY FOCUSED ESG EXCLUSIONS¹

Type	Topic	Criteria
Adverse business activities: <i>Environmental</i>	Coal	Evidence of owning any proven and probable thermal or metallurgical coal reserves or any revenue from the mining of thermal coal and its sale to external parties.
	Palm Oil	>10% of revenue from palm oil farming and/or palm oil processing.
	Factory Farming	>10% of revenue from sectors related to factory farming.
Adverse business activities: <i>Social</i>	Adult Entertainment	>10% of revenue from the production, distribution or retailing of adult entertainment products.
	Alcohol	>10% of revenue from the production, distribution, retailing, licensing or supply of alcoholic beverages, key products and services.
	Gambling	>10% of revenue from the ownership or operation of gambling facilities, or from the support or services to the gambling industry.
	Tobacco	>10% of revenue from the production, distribution, retailing, licensing or supply of key tobacco products and services.
	Private Prisons	Ownership or any revenue from the operation of private prisons and/or immigrant detention facilities.
	Civilian Firearms	Any revenue from the production of handguns, pistols, shotguns, rifles, revolvers, and ammunition for civilian (nonmilitary) use.
	Controversial and Nuclear Weapons	Any involvement in the manufacture of cluster munitions or anti-personnel mines or their key components, chemical and biological weapons or depleted uranium ammunition and armour, or nuclear weapons or their key components.
Adverse business conduct	ESG Controversies	Material involvement in severe controversies related to the environment (e.g. land use and biodiversity, toxic spills and releases, operational waste or water management), society (e.g. child labour or human rights) or corporate governance (e.g. corruption or fraud).

1. Dimensional's sustainability funds generally (a) avoid purchase and (b) divest from companies which, in our opinion, are involved in these activities and controversies. Indirect involvement, for example through ownership structures, may also lead to exclusion. Should existing holdings, compliant at the time of initial purchase, subsequently become flagged for involvement, they will be divested by our Portfolio Management Group within a reasonable period considering turnover, liquidity and associated trading costs. Exclusions are not applied to cash, derivatives or third-party fund holdings. If no relevant information can be obtained from either internal or external sources that would lead a company to be excluded from the fund, the company is deemed to be eligible for investment.

Dimensional Investing



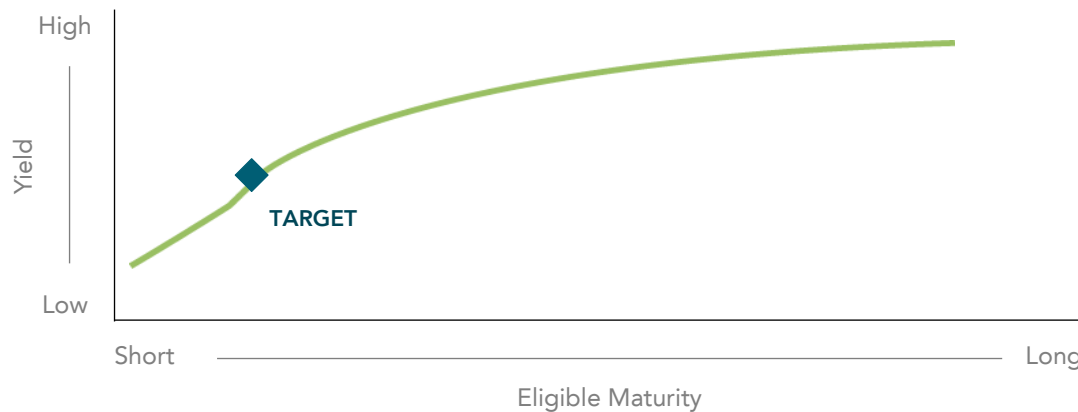
“It’s 10% having a good idea and 90% implementing that idea and making it work. Dimensional has been making it work for decades.”

Robert Merton
Nobel laureate, 1997

Term Spreads and Expected Term Premiums

Using information in spreads to seek higher expected returns

NORMAL YIELD CURVE



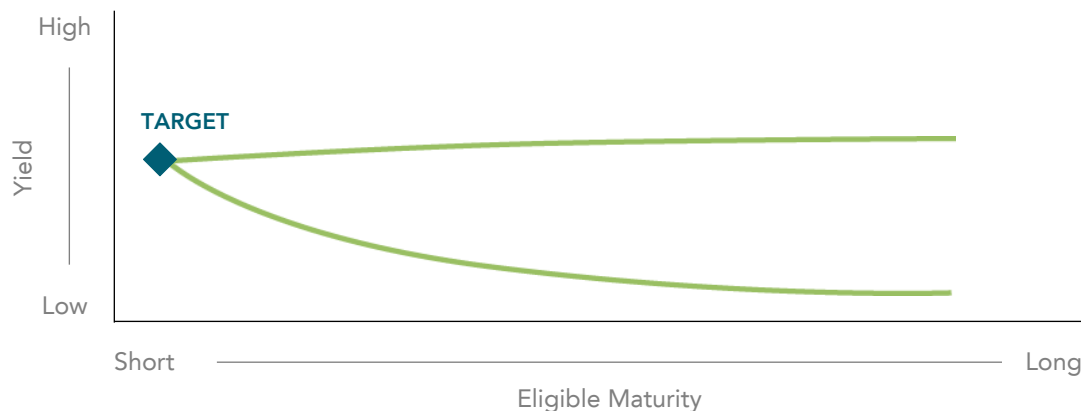
On average, wide term spreads are associated with higher term premiums.

- Lengthen duration, target highest/steepest segments of yield curve.

On average, narrow term spreads are associated with lower term premiums.

- Shorten duration, target shorter maturities.

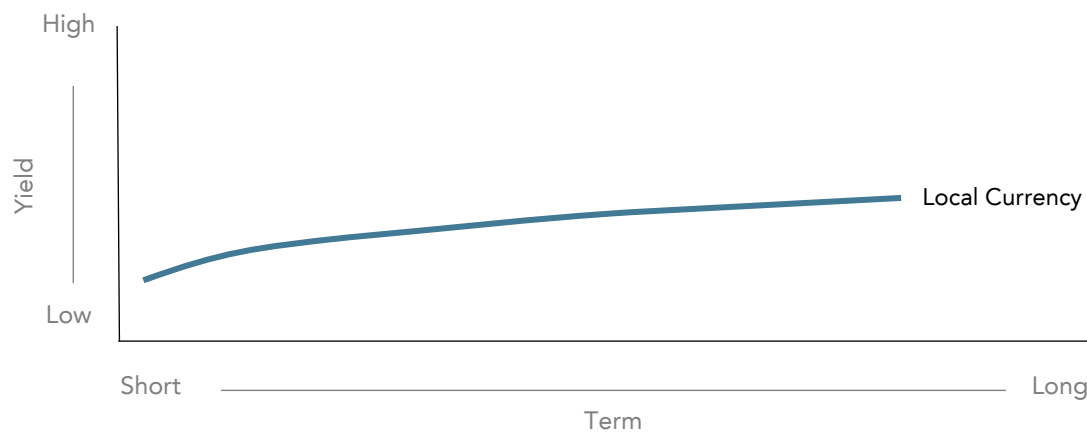
FLAT/INVERTED YIELD CURVE



Global Term Spreads and Expected Term Premiums

Expanding the opportunity set

DOMESTIC MARKET INVESTOR

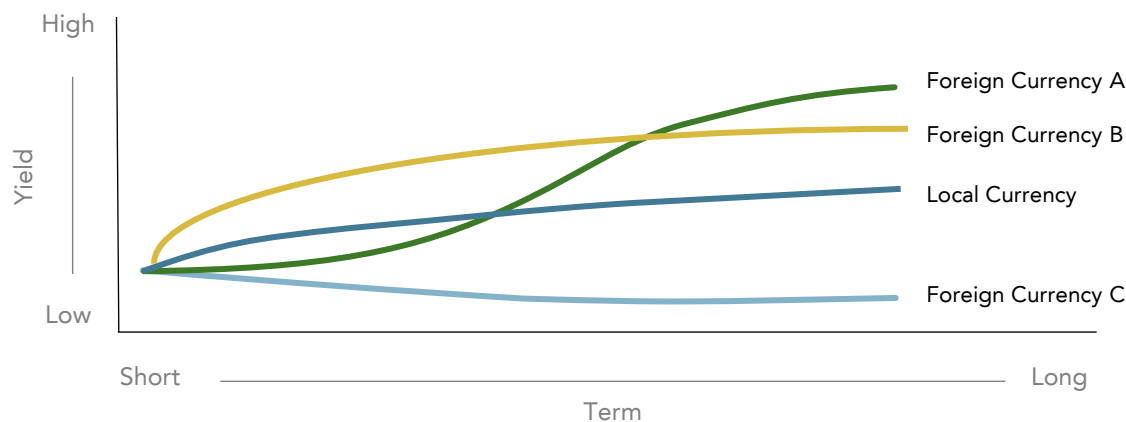


Reliable relationships exist between current term spreads and future term premiums globally.

Global yield curves may exhibit different term spreads offering a broadened opportunity set.

Since yields across countries do not move in lock-step, global bonds afford investors the ability to further diversify across term structures.

GLOBAL, CURRENCY-HEDGED INVESTOR



Credit Spreads and Expected Credit Premiums

Using reliable relationships to help increase expected returns



Narrow credit spreads generally lead to lower credit premiums.

- Reduce credit risk.

Wide credit spreads generally lead to higher credit premiums.

- Increase credit risk.

Integrated, Market-Driven Approach

Using systematic risk exposures in a broadly diversified portfolio

Term: Yield Curve Shape

		NORMAL	FLAT/INVERTED
Credit Spreads	WIDE	<ul style="list-style-type: none"> • Lengthen duration • Increase credit risk 	<ul style="list-style-type: none"> • Shorten duration • Increase credit risk
	NARROW	<ul style="list-style-type: none"> • Lengthen duration • Reduce credit risk 	<ul style="list-style-type: none"> • Shorten duration • Reduce credit risk

Global Sustainability Fixed Income Fund

Overview as of December 31, 2024

STRATEGY OVERVIEW ¹					
Inception Date	28 October 2019				
Assets Under Management	GBP 683 million EUR 826 million USD 856 million SGD 1.2 billion				
Eligible Investments ²	Sovereigns		Government Agencies		Corporates
	Supranationals		Cash equivalents		
Credit Quality Eligibility	AAA	◆	A	◆	
	AA	◆	BBB	◆	
Primary Investment Parameters ²					
Average Duration	Generally, minimum of index duration minus 1 year; Maximum of index duration plus 0.5 years (limit: 10 years)				
Security Maturity	Maximum of 20 years				
Currency/Country Exposure	Fully-hedged to share class currency, 12 currencies, 23 countries				
Currency Constraints	Maximum: lower of index weight times 4 or index weight plus 10%; Minimum: index weight minus 10%				
Industry Constraints	Maximum of 25%				
Guarantor Constraints	5% maximum in AAA & AA, 1% in A, 0.75% in BBB				
Issuer Constraints	3% maximum in AAA & AA, 1% in A, 0.75% in BBB				
Hedging Instruments	Forward contracts to hedge currency risk				
Leverage	None				
Comparative Index					
Bloomberg	Global Aggregate Bond Index (hedged to share class currency)				

The index is not available for direct investment, therefore its performance does not reflect the expenses associated with the management of an actual fund. The Fund is actively managed and is not managed in reference to a benchmark. The index is used for comparative purposes only.

1. Subject to change.
2. Not comprehensive.

Important Information—Sustainable Asset Class

Investments involve risks. The investment return and principal value of an investment may fluctuate so that an investor's shares, when redeemed, may be worth more or less than their original value. There is no guarantee strategies will be successful.

Performance data shown represents past performance and is not a guarantee of future results. Current performance may be higher or lower than the performance shown. Performance may increase or decrease as a result of currency fluctuations.

The Fund's sustainability impact considerations may limit the number of investment opportunities available, and as a result, at times may produce different returns or more modest gains than funds that are not subject to such special investment conditions. Sustainability impact considerations may cause a Fund's industry allocation to deviate from that of funds without these considerations and of conventional benchmarks.

The Fund promotes sustainability in accordance with Article 8 of Regulation (EU) 2019/2088 on sustainability related disclosures in the financial services sector (SFDR). The Fund does not have sustainability investment as its objective but as part of the Fund's investment policy, the Investment Manager does take into account the sustainability impact associated with securities when making investment decisions for the Fund. While the Fund promotes sustainability and the Investment Manager takes into account sustainability impact considerations, the Fund's investments are not evaluated against the EU criteria for environmentally sustainable economic activities and, therefore, the "do no significant harm" principle does not apply to the Fund's investments. Consider the investment objectives of the Dimensional funds carefully before investing. For this and other information about the Dimensional funds, please read the prospectus, KID and KIID carefully before investing. Information on sustainability related disclosures in the financial services sector (SFDR) pursuant to Regulation (EU) 2019/2088 in relation to the promoted fund is available at www.dimensional.com/SFDR.

The Fund may invest in other underlying funds. The Fund's performance, costs and risks will be affected by the underlying funds. There can be no assurance that an underlying fund will achieve its investment objective.

The Fund may invest in smaller companies. This carries a higher risk as shares of small companies are often more difficult to sell than those of large companies, and as a result their share price can fluctuate more. In general, smaller companies are also more vulnerable than larger companies to adverse market conditions.

The Fund may invest in emerging markets which may be less economically or politically developed and can involve greater risks than well developed economies. Amongst other issues, decreased liquidity, political unrest and economic downturn may be more likely and could affect the value of your investment. Investment in emerging markets can be more expensive and challenging to buy, sell and withdraw investments. Investments in emerging markets also have an increased risk of settlement default.

The Fund may seek to identify and invest in value shares, which are (in the Investment Manager's view) shares, the prices of which are low compared to the accounting values of the companies issuing them. Value shares may perform differently from the market as a whole and following a value oriented investment strategy may cause the Fund, at times, to underperform funds that use other investment strategies.

The Fund may invest in tradeable debt (bonds), the return on which depends on the issuer's ability or willingness to make its payments. There is a risk that the issuer will fail to do so. Although the Fund generally invests in bonds with high ratings, these ratings are subjective and a high rating does not guarantee an issuer's ability or willingness to pay.

The Fund may use derivatives in an attempt to reduce risk (hedging) or for investment purposes. Derivatives can be a risky asset. They can be subject to risks such as counterparty, liquidity, interest rate, market, credit and management risks and improper valuation. The Fund, in turn, may be affected by this and the share price may fluctuate, which may result in a loss to the Fund.

More information in relation to risks in general may be found in the "Risk Factors" section of the prospectus. See Appendix slide "Disclosures" for information on how to obtain the latest version of the KID, KIID, and Prospectus.

Disclosures

FOR PROFESSIONAL USE ONLY. NOT FOR USE WITH RETAIL INVESTORS.

NOTICE TO INVESTORS IN SWITZERLAND: The following sub-funds of Dimensional Funds plc are authorised by the Swiss Financial Market Supervisory Authority ("FINMA") for distribution in Switzerland: Global Core Equity Fund, Global Sustainability Core Equity Fund, Global Small Companies Fund, Global Value Fund, Global Targeted Value Fund, World Equity Fund, Emerging Markets Large Cap Core Equity Fund, Emerging Markets Value Fund, Emerging Markets Sustainability Core Equity Fund, European Value Fund, U.S. Small Companies Fund, European Small Companies Fund, Global Short Fixed Income Fund, and Global Sustainability Fixed Income Fund. The representative and paying agent of Dimensional Funds plc in Switzerland (the "Representative") is State Street Bank International GmbH, Munich, Zurich Branch, Beethovenstrasse 19, 8027 Zürich. The Prospectus, the Key Investor Information Documents or the Key Information Documents, as applicable, the articles of association, as well as the annual and semi-annual reports may be obtained free of charge from the Representative in Switzerland. In respect of the shares offered in Switzerland, the place of performance is at the registered office of the Representative. The place of jurisdiction is at the registered office of the Representative or at the registered office or place of residence of the investor.

All other sub-funds of Dimensional Funds plc, Dimensional Funds II plc or Dimensional Funds ICVC will be exclusively made to and directed at qualified investors (the "Qualified Investors") as defined in Article 10(3) and (3ter) of the Swiss Collective Investment Schemes Act of 23 June 2006, as amended ("CISA") and its implementing ordinance, at the exclusion of qualified investors with an opting-out pursuant to Article 5(1) of the Swiss Federal Law on Financial Services ("FinSA"). Accordingly, these sub-funds have not been registered and will not be registered at this time with FINMA. This document and/or any offering materials relating to shares of such sub-funds may be made available in Switzerland solely to Qualified Investors.

The information in this material is intended for the recipient's background information and use only. It is provided in good faith and without any warranty or, representation as to accuracy or completeness. Information and opinions presented in this material have been obtained or derived from sources believed by Dimensional to be reliable, and Dimensional has reasonable grounds to believe that all factual information herein is true as at the date of this material. It does not constitute investment advice, a recommendation, or an offer of any services or products for sale and is not intended to provide a sufficient basis on which to make an investment decision. Before acting on any information in this material, you should consider whether it is appropriate for your particular circumstances and, if appropriate, seek professional advice. It is the responsibility of any persons wishing to make a purchase to inform themselves of and observe all applicable laws and regulations. Unauthorised reproduction or transmission of this material is strictly prohibited. Dimensional accepts no responsibility for loss arising from the use of the information contained herein.

This material is not directed at any person in any jurisdiction where the availability of this material is prohibited or would subject Dimensional or its products or services to any registration, licensing, or other such legal requirements within the jurisdiction.

"Dimensional" refers to the Dimensional separate but affiliated entities generally, rather than to one particular entity. These entities are Dimensional Fund Advisors LP, Dimensional Fund Advisors Ltd., Dimensional Ireland Limited, DFA Australia Limited, Dimensional Fund Advisors Canada ULC, Dimensional Fund Advisors Pte. Ltd., Dimensional Japan Ltd., and Dimensional Hong Kong Limited. Dimensional Hong Kong Limited is licensed by the Securities and Futures Commission to conduct Type 1 (dealing in securities) regulated activities only and does not provide asset management services.

WHERE ISSUED BY DIMENSIONAL IRELAND LIMITED

Issued by Dimensional Ireland Limited (Dimensional Ireland), with registered office 3 Dublin Landings, North Wall Quay, Dublin 1, Ireland. Dimensional Ireland is regulated by the Central Bank of Ireland (Registration No. C185067).

Directed only at professional clients within the meaning of Markets in Financial Instruments Directive (MiFID) (2014/65/EU).

WHERE ISSUED BY DIMENSIONAL FUND ADVISORS LTD.

Issued by Dimensional Fund Advisors Ltd. (Dimensional UK), 20 Triton Street, Regent's Place, London, NW1 3BF. Dimensional UK is authorised and regulated by the Financial Conduct Authority (FCA) - Firm Reference No. 150100.

Directed only at professional clients as defined by the rules of the FCA.

Dimensional UK and Dimensional Ireland issue information and materials in English and may also issue information and materials in certain other languages. The recipient's continued acceptance of information and materials from Dimensional UK and Dimensional Ireland will constitute the recipient's consent to be provided with such information and materials, where relevant, in more than one language.

Performance information is provided by Dimensional UK, as at the date of the material unless otherwise specified. To obtain performance data current to the most recent month-end, visit dimensional.com. Average annual total returns include reinvestment of dividends and capital gains.

This is a marketing communication. Please refer to the prospectus of the UCITS, KID and KIID before making any final investment decisions.

DIMENSIONAL FUNDS PLC:

Intermediate Duration Fixed Income Fund, European Core Equity Fund, European Small Companies Fund, European Value Fund, Global Core Equity Fund, Global Core Fixed Income Fund, Global Short Fixed Income Fund, Global Short-Term Investment Grade Fixed Income Fund, Global Small Companies Fund, Emerging Markets Sustainability Core Equity Fund, Global Sustainability Core Equity Fund, Global Sustainability Fixed Income Fund, Global Sustainability Short Fixed Income Fund, Global Sustainability High Profitability Fund, Global Sustainability Targeted Value Fund, World Sustainability Equity Fund (the implementation and management of the Emerging Markets Sustainability Core Equity Fund, Global Sustainability Core Equity Fund, Global Sustainability Fixed Income Fund, Global Sustainability Short Fixed Income Fund, Global Sustainability High Profitability Fund, Global Sustainability Targeted Value Fund and World Sustainability Equity Fund is protected by U.S. Patent Nos. 7,596,525 B1, 7,599,874 B1 and 8,438,092 B2), Global Targeted Value Fund, Global Ultra Short Fixed Income Fund, Global Value Fund, Japan Core Equity Fund, Pacific Basin Small Companies Fund, Sterling Inflation Linked Intermediate Duration Fixed Income Fund, U.S. Core Equity Fund, U.S. Small Companies Fund, U.S. Value Fund, World Allocation 20/80 Fund, World Allocation 40/60 Fund, World Allocation 60/40 Fund, World Allocation 80/20 Fund and World Equity Fund are sub-funds of Dimensional Funds plc which is structured as an umbrella fund with segregated liability between sub-funds, established as an open-ended investment company with variable capital under the laws of Ireland with registration number 352043. Dimensional Funds plc is authorised by the Central Bank of Ireland as an undertaking for collective investment in transferable securities (UCITS).

DIMENSIONAL FUNDS II PLC:

The Emerging Markets Targeted Value Fund is a sub-fund of Dimensional Funds II plc (the "Dimensional funds") which is structured as an umbrella fund with segregated liability between sub-funds, established as an open-ended investment company with variable capital under the laws of Ireland with registration number 431052. Dimensional Funds II plc is authorised by the Central Bank of Ireland as an undertaking for collective investment in transferable securities (UCITS).

DIMENSIONAL FUNDS ICVC:

The United Kingdom Core Equity Fund, United Kingdom Value Fund, United Kingdom Small Companies Fund, International Core Equity Fund, International Value Fund, Emerging Markets Core Equity Fund, Global Short Dated Bond Fund, and the Sterling Short Duration Real Return Fund are all sub-funds of Dimensional Funds ICVC (the "Dimensional funds"), an investment company with variable capital incorporated with limited liability and registered in England and Wales with registration number IC000258 and authorised by the FCA as a UK UCITS. Dimensional UK is the Authorised Corporate Director of Dimensional Funds ICVC. The sub-funds are operated separately and the assets of each sub-fund are managed in accordance with the investment objective and policy applicable to that sub-fund. Dimensional Funds ICVC (the "UK Funds"), Dimensional Funds plc and Dimensional Funds II plc (the "Irish Funds") (together the "Dimensional funds") are offered solely under the terms and conditions of the respective fund's current prospectus and applicable UCITS Key Investor Information Document (KIID) and applicable Packaged Retail and Insurance-based Investment Products (PRIIPs) - Key Information Document (KID). Consider the investment objectives, risks, and charges and expenses of the Dimensional funds carefully before investing. For this and other information about the Dimensional funds, please read the prospectus, KID and KIID carefully before investing. The latest version of the prospectus, applicable UCITS KIID (available in English) and applicable PRIIPs KID (available in English and the appropriate local language) for the UK Funds may be obtained at dimensional.com or by contacting the fund's administrator, or its investment manager at +44 (0)20 3033 3300. The latest version of the prospectus, applicable UCITS KIID (available in English) and applicable PRIIPs KID (available in English and the appropriate local language) for the Irish Funds may be obtained at www.dimensional.com or by contacting the fund's administrator at +353 1 242 5536, its distributor Dimensional Ireland Limited at +353 1 669 8500 or, if in the United Kingdom, its sub-distributor Dimensional Fund Advisors Ltd. at +44 (0)20 3033 3300.

In addition, a summary of investor rights is available at www.dimensional.com/ssr. The summary is available in English. Dimensional Funds plc and Dimensional Funds II plc are currently notified for marketing into a number of EU member states under the UCITS Directive. Dimensional Funds plc and Dimensional Funds II plc can terminate such notifications for any Dimensional funds at any time using the process contained in Article 93a of the UCITS Directive.

Disclosures

RISKS

Investments involve risks. The investment return and principal value of an investment may fluctuate so that an investor's shares, when redeemed, may be worth more or less than their original value. There is no guarantee strategies will be successful.

Performance data shown represents past performance and is not a guarantee of future results. Current performance may be higher or lower than the performance shown. Performance may increase or decrease as a result of currency fluctuations.

The principal risks of investing in the Dimensional funds may include one or more of the following: market risk, small companies risk, risk of concentrating in the real estate industry, foreign securities and currencies risk, liquidity risk, political risk, tax risk, settlement risk, risk associated with availability of market information, emerging markets risk, banking concentration risk, interest rate risk, risk of investing for inflation protection, fixed income risk and/or fund-of-funds risk. To more fully understand the risks related to an investment in the funds, investors should carefully read each fund's prospectus, KID, and KIID.

Fixed income securities are subject to increased loss of principal during periods of rising interest rates and may be subject to various other risks, including changes in credit quality, liquidity, prepayments, and other factors. Small cap securities are subject to greater volatility than those in other asset categories. Environmental and social screens may limit investment opportunities for the fund. International investing involves special risks such as currency fluctuation and political instability. Investing in emerging markets may accentuate these risks. Sector-specific investments can also increase investment risks.

Sustainability Data Description and Disclosures

Data Provider Disclosure

Certain information incorporated herein has been provided by Institutional Shareholder Services Inc. (“ISS”) and by MSCI ESG Research Inc. (“MSCI”). Although Dimensional Fund Advisors’ information providers, including without limitation, ISS and MSCI and their affiliates (the “Data Providers”), obtain information from sources they consider reliable, none of the Data Providers warrants or guarantees the originality, accuracy, and/or completeness of any data herein. None of the Data Providers makes any express or implied warranties of any kind, and the Data Providers hereby expressly disclaim all warranties of merchantability and fitness for a particular purpose, with respect to any data herein. None of the Data Providers shall have any liability for any errors or omissions in connection with any data herein. Further, without limiting any of the foregoing, in no event shall any of the Data Providers have any liability for any direct, indirect, special, punitive, consequential, or any other damages (including lost profits) even if notified of the possibility of such damages.

Data Sources and Limitations

The following data sources are used to apply the sustainability considerations of the Dimensional sustainability funds:

- Data for carbon intensity are sourced from external vendors, such as MSCI and ISS.
- Data for potential emissions from reserves are primarily sourced from external vendors, such as MSCI, and may be supplemented with internal data sets.
- Data for business activities are primarily sourced from external vendors, such as MSCI and ISS, and may be supplemented with internal data sets.
- Data for ESG controversies are primarily sourced from external vendors, such as MSCI and ISS, and may be supplemented with internal data sets and/or information from publicly available assessments.

The environmental and social data landscape is still maturing. A lack of company reported data remains one of the primary limitations. For example, the coverage of reported greenhouse gas emissions tends to be lower for small and emerging market companies, although the trend of available reported data in these markets continues to improve. Another limitation is the inconsistency of data and methodologies across vendors and companies. Dimensional avoids relying on third-party ESG ratings, which are often subjective, and instead focuses on more objective and consistently reported metrics. We take commercially reasonable efforts to collect external data sets and develop internal data sets that allow Dimensional sustainability funds to apply their sustainability considerations.

In equities, external vendors, for example, provide reported or modelled carbon intensity data for nearly all the companies eligible for Dimensional sustainability funds when measured by free-float market capitalisation. Companies where carbon intensity data is not available are assigned a sector average value. Companies where potential emissions from reserves data is not available, either from external or internal data sets, are assigned zero emissions.

In fixed income, external vendors, for example, provide reported or modelled carbon intensity data for nearly all the companies eligible for Dimensional sustainability funds when measured by market value of outstanding bonds. Corporate issuers where carbon intensity data is not available are assigned a sector average value. Agency / supranational issuers where carbon intensity data is not available are not considered in the calculation as no reliable estimate can be assigned. Issuers where potential emissions from reserves data is not available, either from external or internal data sets, are assigned zero emissions.

EU Sustainable Finance Disclosure Regulation

The Emerging Markets Sustainability Core Equity Fund, Global Sustainability Core Equity Fund, Global Sustainability Fixed Income Fund, Global Sustainability Short Fixed Income Fund, Global Sustainability High Profitability Fund, Global Sustainability Targeted Value Fund, and World Sustainability Equity Fund (the “Sustainability Funds”) promote sustainability in accordance with Article 8 of Regulation (EU 2019/2088) on sustainability related disclosures in the financial services sector (SFDR). The Sustainability Funds do not have sustainability investment as their objective but as part of the Sustainability Funds’ investment policy, the Investment Manager does take into account the sustainability impact associated with securities when making investment decisions for the Sustainability Funds.

While the Sustainability Funds promote sustainability and the Investment Manager takes into account sustainability impact considerations, the Sustainability Funds’ investments are not evaluated against the EU criteria for environmentally sustainable economic activities and, therefore, the “do no significant harm” principle does not apply to the Sustainability Funds’ investments. Consider the investment objectives of the Dimensional funds carefully before investing. For this and other information about the Dimensional funds, please read the prospectus, KID, and KIID carefully before investing. Information on sustainability related disclosures in the financial services sector (SFDR) pursuant to Regulation (EU) 2019/2088 in relation to the promoted fund is available at www.dimensional.com/SFDR.

Five-Year Performance of Financial Indices

As of December 31, 2024

	Currency	ANNUALISED RETURNS (%)				
		1 Year	2 Years	3 Years	4 Years	5 Years
Bloomberg France Government EMU HICP Linked Bond Index	EUR	-3.27	0.94	-3.46	-1.29	-0.45
Bloomberg Global Aggregate Bond Index (hedged to USD)	USD	3.40	5.25	-0.55	-0.76	0.48
Bloomberg Sterling Aggregate Bond Index (hedged to GBP)	GBP	-2.46	1.18	-7.68	-6.94	-4.07
Bloomberg U.S. Aggregate Bond Index	USD	1.25	3.37	-2.41	-2.19	-0.33
Bloomberg U.S. Aggregate Intermediate Bond Index	USD	2.47	3.82	-0.83	-0.95	0.33
Bloomberg U.S. Credit Bond Index	USD	2.03	5.06	-2.20	-1.92	0.23
Bloomberg U.S. Government Bond Index	USD	0.62	2.34	-2.80	-2.67	-0.63
Bloomberg U.S. Government Bond Index 1-3 Years	USD	4.04	4.18	1.44	0.93	1.37
Bloomberg U.S. Government Bond Index Intermediate	USD	2.44	3.37	-0.47	-0.78	0.49
Bloomberg U.S. Government/Credit Bond Index 1-5 Years	USD	3.76	4.32	0.94	0.46	1.29
Bloomberg U.S. Government/Credit Bond Index Intermediate	USD	3.00	4.12	-0.18	-0.49	0.86
Bloomberg UK Government Inflation Linked Bond Index	GBP	-8.59	-4.10	-15.53	-11.02	-6.95
Euro Short Term Rate (EUR)	EUR	3.76	3.46	2.26	1.55	1.13
FTSE Non-USD World Government Bond Index (hedged to USD)	USD	3.61	5.79	-0.92	-1.28	-0.12
FTSE World Government Bond Index	USD	-2.87	1.08	-5.83	-6.12	-3.08
FTSE World Government Bond Index (hedged to USD)	USD	2.38	4.38	-1.72	-1.86	-0.32
FTSE World Government Bond Index 1-3 Years	USD	0.61	2.50	-0.73	-1.53	-0.18
FTSE World Government Bond Index 1-3 Years (hedged to USD)	USD	4.69	4.78	2.19	1.54	1.70
FTSE World Government Bond Index 1-3 Years (hedged to GBP)	GBP	4.44	4.36	1.70	1.13	1.28
FTSE World Government Bond Index 1-5 Years (hedged to GBP)	GBP	4.03	4.32	1.06	0.55	0.98
MSCI All Country World IMI Index (net div.)	USD	16.37	18.95	4.90	8.09	9.67
MSCI All Country World Index (gross div.)	USD	18.02	20.39	5.94	9.07	10.58
MSCI All Country World Index (net div.)	USD	17.49	19.82	5.44	8.57	10.06
MSCI Emerging Markets IMI Index (net div.)	GBP	9.01	7.17	1.21	1.07	3.67
MSCI Emerging Markets Index (gross div.)	USD	8.05	9.15	-1.48	-1.67	2.10
MSCI Europe Index (gross div., EUR)	EUR	9.27	12.86	5.08	9.92	7.25
MSCI Japan Index (gross div.)	USD	8.68	14.57	3.18	2.89	5.19
MSCI United Kingdom Index (gross div.)	USD	7.55	10.78	5.31	8.47	4.40
MSCI World ex UK Index IMI (net div.)	GBP	20.05	18.17	8.58	11.86	12.24
MSCI World ex USA Index (gross div.)	USD	5.26	11.73	2.46	5.04	5.64
MSCI World IMI Index (net div.)	USD	17.52	20.17	5.70	9.34	10.62
MSCI World Index (gross div.)	USD	19.19	21.78	6.85	10.53	11.70
One-Month US Treasury Bills	USD	5.37	5.16	3.90	2.92	2.42
S&P 500 Index	USD	25.02	25.65	8.94	13.58	14.53
UK One-Month Treasury Bills	GBP	5.16	4.92	3.69	2.76	2.24

Past performance is not a guarantee of future results. Performance may increase or decrease as a result of currency fluctuations.

Indices are not available for direct investment; therefore, their performance does not reflect the expenses associated with the management of an actual portfolio.

Bloomberg data provided by Bloomberg. FTSE fixed income indices © 2025 FTSE Fixed Income LLC. All rights reserved. Euro Short Term Rate: ICE BofA index data © 2025 ICE Data Indices, LLC. MSCI data © MSCI 2025, all rights reserved. S&P data © 2025 S&P Dow Jones Indices LLC, a division of S&P Global. All rights reserved. UK One-Month Treasury Bills provided by the Financial Times. US One-Month T-Bills © 2025 and earlier, Morningstar. All rights reserved.